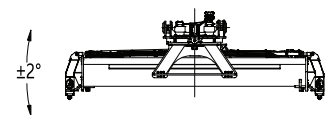
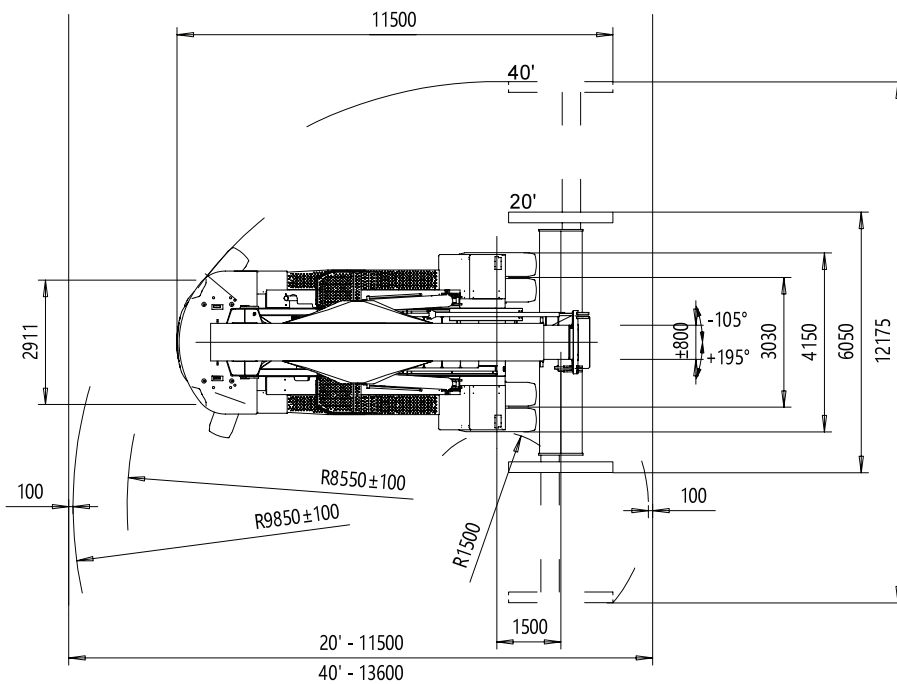
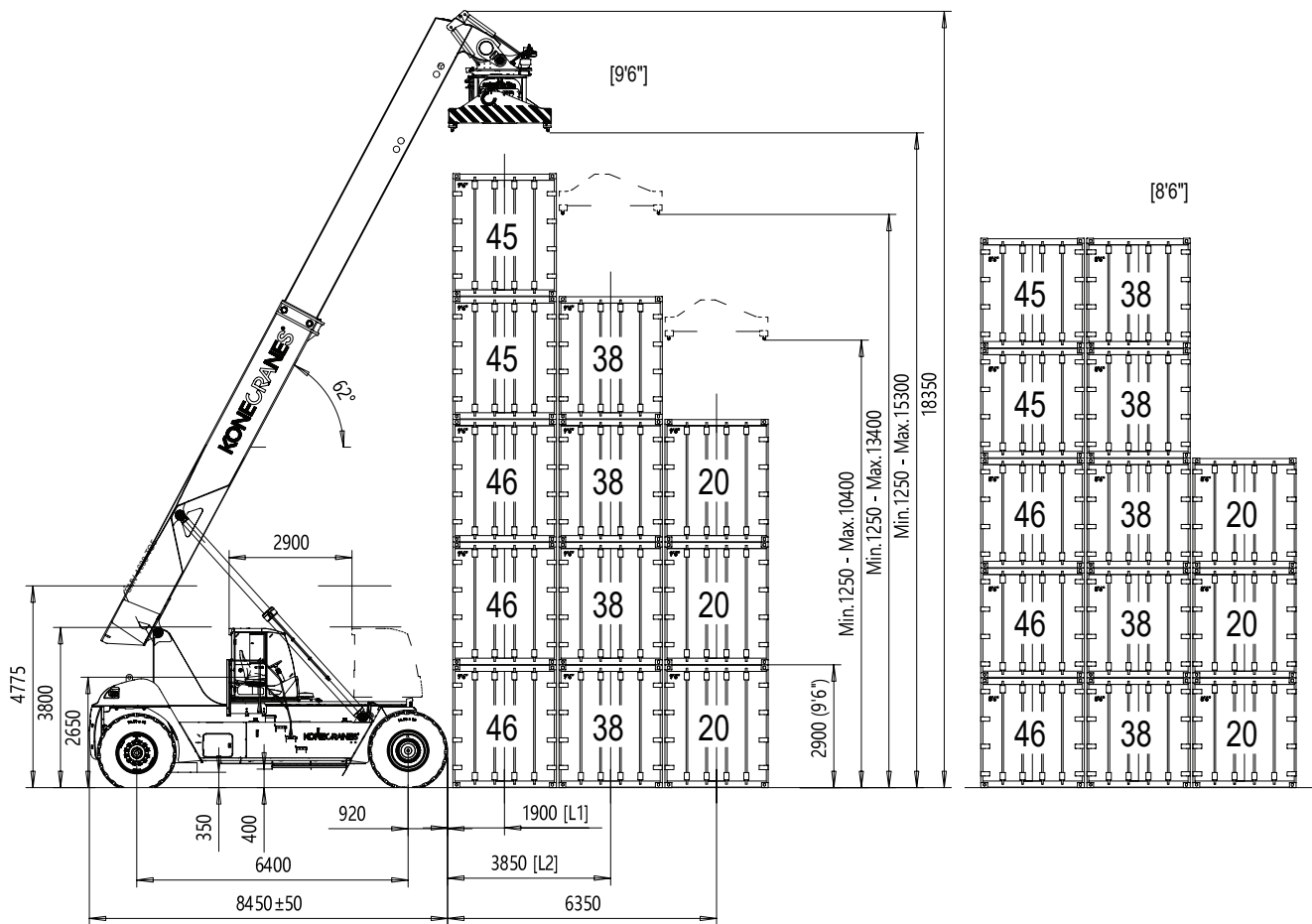


REACH STACKER SMV 4638 TC5

LIFTING DATA			
Lift capacities (at load center LC1 / LC2 / LC3)	46000 kg / 38000 kg / 20000 kg		
Lift capacities (at load center LC1 / LC2 / LC3 at max lifting height)	45000 kg / 38000 kg / 20000 kg		
Load centers (LC1 / LC2 / LC3)	2000 mm / 3850 mm / 6350 mm		
Lifting speed, unloaded / at 40 % load / at rated load	0.38 m/s / 0.35 m/s / 0.23m/s		
Lowering speed, unloaded / at rated load	0.35 m/s / 0.40 m/s		
DRIVING DATA			
Drive speed forward, unloaded / at rated load	26 km/h / 23 km/h		
Drive speed reverse, unloaded / at rated load	18 km/h / 17 km/h		
Incline (driving ability) at rated load at 0 km/h / 2 km/h	30 % / 20 %		
Towing (power ability) at rated load at 0 km/h / 2 km/h	351 kN/ 249 kN		
SERVICE WEIGHT / AXLE PRESSURE			
Service weight	79500 kg		
Axle pressure front at load center LC1, unloaded / at rated load	37500 kg / 103700 kg		
Axle pressure front at load center LC2, unloaded / at rated load	42000 kg / 108500 kg		
Axle pressure rear at load center LC1, unloaded / at rated load	42000 kg / 21800 kg		
Axle pressure rear at load center LC2, unloaded / at rated load	37500 kg / 9000 kg		
Axle pressure in driving position, front/rear (at rated load)	91700 kg / 33800 kg		
ENGINE (ELECTRONIC CONTROLLED)			
Engine make / model name	Volvo TAD-883-VE	Torque ISO 3046 / at speed	1300 Nm / 1500 rpm
Emission approval EU / US	EU 5	Displacement / No. of cyl. / type	8 l / 6 / Inline
Monitoring / EC / CanBus	Yes / Yes / Yes	Fuel consumption, normal usage	12 - 15 l/h
Fuel / type of engine / intercooler	Diesel / 4-stroke / Yes	Alternator, type/power / capacity	AC / 3080 W / 110 A
Power ISO 3046 / max speed	235 kW / 2200 rpm	Start battery, voltage/capacity	2 x 12 V / 140 Ah
TRANSMISSION (ELECTRONIC CONTROLLED)			
Transmission make / model / amount of gears (forward / reverse)	DanaRexroth / HVT R2-20 / 3 + 2		
Monitoring / reverse protection / CanBus / Clutch, type	Yes / Yes / Yes / Rubber-Steel		
Transmission type / type of shift gear	Hydromechanical Variabel Transmission / Automatic		
STEERING AXLE & STEERSYSTEM & DRIVE AXLE & BRAKE SYSTEM			
Steer axle type / steering system	Double acting cylinder / hydraulic servo assisted		
Drive axle make / model name	Kessler D102		
Drive axle type / drive axle width	Differential + hub reduction / 4160 mm		
Driving brake system, type / affected wheels	Oil cooled Wet Disc Brakes / drive wheels		
Parking brake system, type / affected wheels	Dry disc brake / spring release / drive wheels		
WHEELS			
Number of wheels, front + rear / type (*driven)	4*+2 / pneumatic		
Tire pressure front / rear	1 MPa / 1 MPa		
Tire dimensions (Ply rating) front / rear	18.00 x 33" (PR 36) / 18.00 x 33" (PR 36)		
Rim dimension front / rear	13.00 x 33" /		
HYDRAULIC SYSTEM			
Hydraulic pump make / model name	Parker & Hannifin / P2-series		
Hydraulic system / pump type	Load sensing system / variable piston pump		
Power-on-demand / Low energy / Separate oil tanks	Yes / Yes / Yes (hydraulics & brakes)		
Hydraulic oil pressure mast / spreader	24 MPa / 15 MPa		
TANK VOLUMES			
Diesel tank volume	650 l	Hydraulic tank volume	850 l
LIFTING EQUIPMENT & SPREADER			
Spreader make / type	ELME 817-MPS / Toplift (container)		
Spreader functions	20-40 ft containers		
Spreader locking containers + trailer / lifting eyes	4 x top twist locks / 4x in the corners		
Sideshift stroke / rotation / pile slope type (pile slope stroke)	±800 mm / +195 mm: -105 Manual MPS (± 6 deg)		
NORMS & STANDARDS		OTHERS	
Machine Directive in Europe	2006/42/EC	Noise level (inside Cab/ LpAZ)	EN 12053 75 dB(A)
Stability of Industrial Trucks	ISO22915 series / EN15000	Noise level (outside at 7 m/ Lwa)	2000/14/EC 110 dB(A)
Safety of Industrial trucks	EN ISO 3691-2	Safety, Monitoring & overload system / programmable / colour	Electronic system EMC / Yes / Yes
Noise level (inside Cab / Lm)	DIN 45635 68 dB(A)	Manual sliding cabin / stroke	Yes / (Stepless)



19111/ 1